

## Delta MCL 48

### Specifications

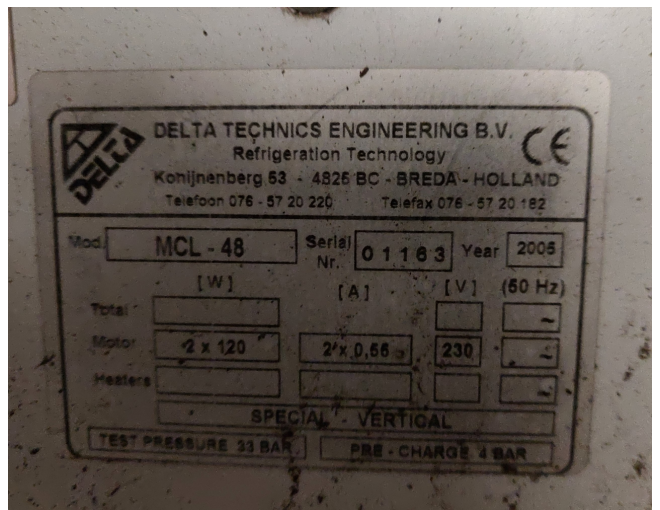


Marka	Delta
Typ	MCL 48
Ogólna wydajność w kW	2.6
Czynnik chłodzący	Freon
Liczba wentylatorów	2
Średnica wentylatora mm	7
Rozmrażanie	None
Przepływ powietrza w m <sup>3</sup> /h	1.800
Rozmiary	1250x243x660mm (LxWxH)
Uwagi	YOB 2005
Volume	4.3dm <sup>3</sup>
Waga	33kg
Stock	3

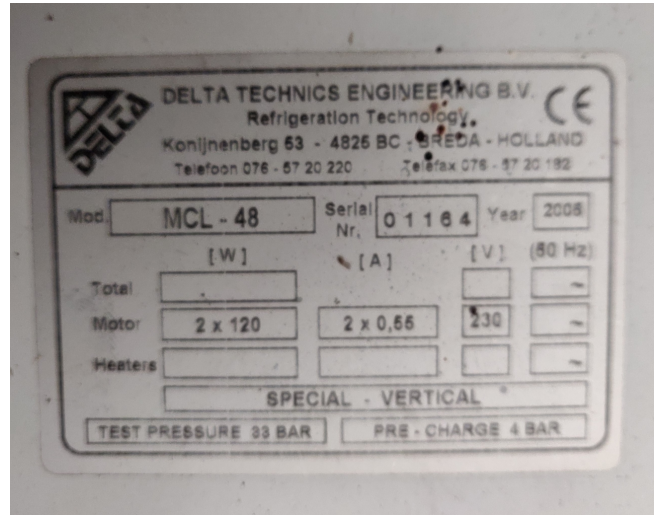
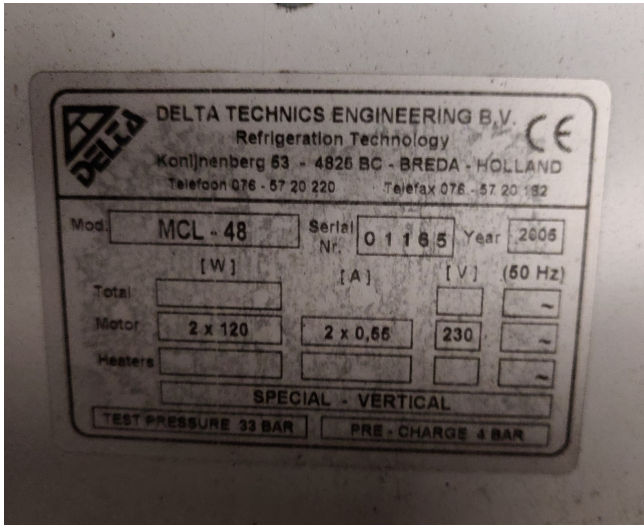


### Description

#### Used Delta MCL 48

Used but still in good condition Air cooler single-sided blowing out lower overall height build by Delta type MCL 48 with 2 fans, 1.800m<sup>3</sup>/h, 4.3dm<sup>3</sup>, 33kg and YOB 2005. "\*Why choose for HOSBV? Were not only the largest used refrigeration specialist in Europe, but also, we deliver all equipment including an extensive test, warranty and industrial cleaning. Optional we can arrange shipment and export documents."





MODEL	VERMOGEN		VENTILATOREN		Diameter	Worp	Vermogen	Stroom
	R404A	Lucht	Aantal					
	KW	m <sup>3</sup> /h	#		mm	m	W	A
	— lamelafstand 6,35 mm —							
MCL 15	1.0	1050	1		300	8	120	0,55
MCL 20	1.2	1000	1		300	8	120	0,55
MCL 24	1.3	900	1		300	8	120	0,55
MCL 30	2.1	2100	2		300	8	240	1,10
MCL 40	2.4	2000	2		300	8	240	1,10
MCL 48	2.6	1800	2		300	8	240	1,10
MCL 60	3.6	3000	3		300	8	360	1,65
MCL 72	3.9	2700	3		300	8	360	1,65
MCL 80	4.9	4000	4		300	8	480	2,20
MCL 96	5.3	3600	4		300	8	480	2,20
MCL 120	6.5	4500	5		300	8	600	2,75
MCL 144	7.2	5400	6		300	8	720	3,30

MODEL	ALGEMEEN			AFMETINGEN						AANSLUITINGEN	
	Inhoud	Oppervlak	Gewicht	A	B	C	C <sub>1</sub>	D	E	Inrede	Uitrede
	dm <sup>3</sup>	m <sup>2</sup>	kg	mm	mm	mm	mm	mm	mm	-	-
MCL 15	1.4	3.8	16	750	243	520		660	625	1/2	1/2
MCL 20	1.8	4.8	17	750	243	520		660	625	1/2	1/2
MCL 24	2.2	5.8	18	750	243	520		660	625	1/2	5/8
MCL 30	2.9	7.8	29	1250	243	1020		660	625	1/2	5/8
MCL 40	3.6	9.6	31	1250	243	1020		660	625	1/2	5/8
MCL 48	4.3	11.6	33	1250	243	1020		660	625	1/2	7/8
MCL 60	5.4	14.6	45	1750	243	1520		660	625	1/2	7/8
MCL 72	6.5	17.2	48	1750	243	1520		660	625	1/2	1 1/8
MCL 80	7.2	19.1	59	2250	243	2020		660	625	1/2	1 1/8
MCL 96	8.6	23.2	63	2250	243	2020		660	625	1/2	1 1/8
MCL 120	10.8	29.1	78	2750	243	2520	1260	660	625	1/2	1 1/8
MCL 144	13.0	34.9	93	3250	243	3020	1510	660	625	1/2	1 1/8